

# Saml ordet

Lydrette ord på 4 bogstaver med -er i udlyd

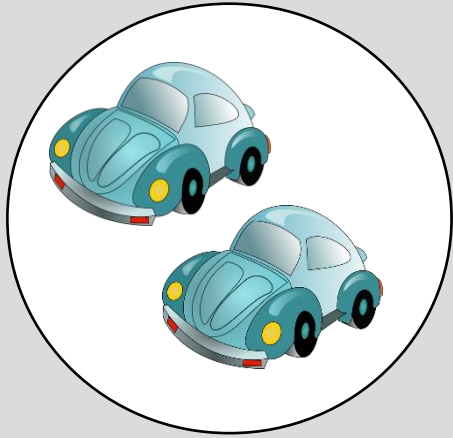
## Vejledning

1. Sig ordet
2. Find bogstaverne til ordet
3. Kom bogstaverne på hvert felt – et bogstav for hver lyd. Der er et længere felt sidst i ordet til lyden -er, der indeholder to bogstaver.
4. Skub stavelserne ned i felterne
5. Læs ordet i stavelser ved at følge pilen med fingeren
6. Saml stavelserne i nederste felt og læs ordet ved at følge pilen med fingeren

## Alternativ

Siderne lamineres. Barnet skriver med tusch til whiteboard. Bogstaverne kan viskes væk bagefter.


Ord: biler, læber, sæler, læser, bier, løber, maler, søer, køer og ufoer



Four empty rounded rectangular boxes arranged in a horizontal row, intended for writing.

Two large empty rounded rectangular boxes arranged horizontally, separated by a small black dot in the center. Below each box is a horizontal arrow pointing to the right.


A single large empty rounded rectangular box spanning the width of the page below the two boxes above. Below it is a horizontal arrow pointing to the right.



Four empty rounded rectangular boxes arranged in a horizontal row, intended for writing or drawing.

Two large empty rounded rectangular boxes arranged horizontally, separated by a small black dot in the center. Below each box is a horizontal arrow pointing to the right, indicating a flow or direction.

A single large empty rounded rectangular box spanning the width of the page, with a horizontal arrow pointing to the right below it, indicating a flow or direction.



Four empty rounded rectangular boxes arranged in a horizontal row, intended for notes or observations.

Two large empty rounded rectangular boxes arranged horizontally, separated by a small black dot in the center. Below each box is a horizontal arrow pointing to the right, indicating a flow or direction.


A single large empty rounded rectangular box spanning the width of the page below the two smaller boxes. Below it is a long horizontal arrow pointing to the right.



Four empty rounded rectangular boxes arranged in a horizontal row, intended for writing.



Two large empty rounded rectangular boxes arranged horizontally, separated by a small black dot in the center. Below each box is a horizontal arrow pointing to the right, indicating a flow or sequence.

A single large empty rounded rectangular box spanning the width of the page below the two boxes above. Below it is a long horizontal arrow pointing to the right.



Three empty rounded rectangular boxes arranged horizontally at the top of the page.

Two empty rounded rectangular boxes arranged horizontally in the middle of the page, separated by a small black dot.



A large empty rounded rectangular box spanning the width of the page at the bottom.





Empty rounded rectangular box for notes.

Empty rounded rectangular box for notes.

Empty rounded rectangular box for notes.

Empty rounded rectangular box for notes.

Empty rounded rectangular box for notes.




Empty rounded rectangular box for notes.



Large empty rounded rectangular box for notes.





Empty rounded rectangular box.

Empty rounded rectangular box.

Empty rounded rectangular box.

Empty rounded rectangular box.


Empty rounded rectangular box.



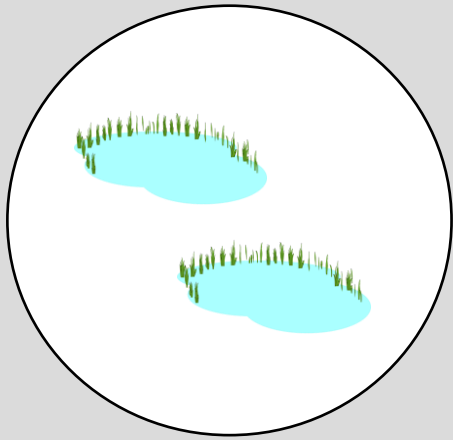
Empty rounded rectangular box.



Large empty rounded rectangular box.










Three empty rounded rectangular boxes arranged horizontally at the top of the page.

Two empty rounded rectangular boxes arranged horizontally in the middle of the page, separated by a small black dot.



A large empty rounded rectangular box spanning the width of the page at the bottom.






Three empty rounded rectangular boxes arranged horizontally at the top of the page.

Two large empty rounded rectangular boxes arranged horizontally in the middle of the page, separated by a small black dot. Below each box is a horizontal arrow pointing to the right.

A single large empty rounded rectangular box spanning the width of the page at the bottom. Below it is a long horizontal arrow pointing to the right.



Four empty rounded rectangular boxes arranged in a horizontal row, intended for writing or drawing.

Two large empty rounded rectangular boxes arranged horizontally, separated by a small black dot in the center. Below each box is a horizontal arrow pointing to the right.

A single large empty rounded rectangular box spanning the width of the page, with a horizontal arrow pointing to the right below it.