

Vejledning

Fang sneboldene

Formål:

- at barnet får gentaget og øvet bogstaverne
- at barnet får kendskab til bogstavernes forskellige typografier

Lad barnet finde det bogstav, som står øverst på siden. Barnet kan sætte X på bogstavet, eller han/hun kan dække bogstavet med en gennemsigtig brik. Brug evt. **rød** eller **blå** spillebrik i forhold til, om det er en vokal eller konsonant.

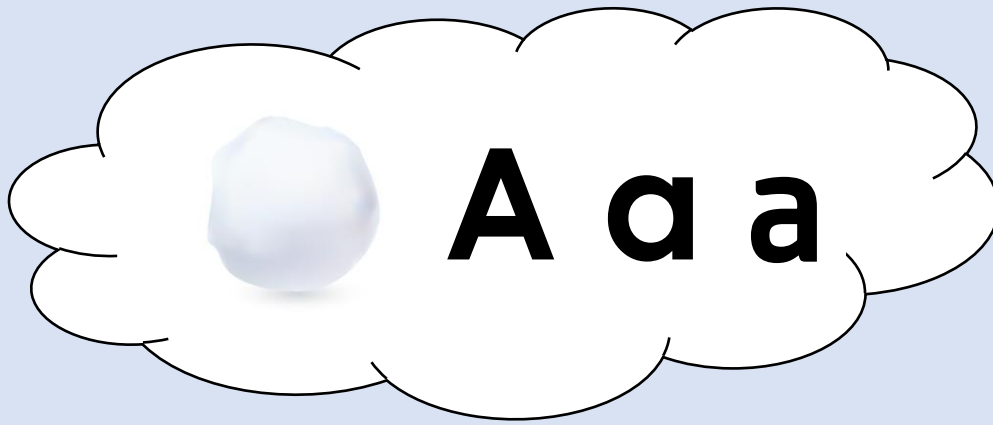
Man kan evt. laminere siderne, så de kan bruges flere gange og sætte prik med en whiteboard pen, som kan viskes ud igen.

Variant:



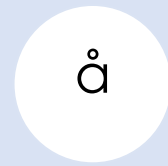
Formål:


- at barnet får trænet forskellen på vokaler og konsonanter

Lad barnet komme røde brikker på vokalerne og blå spillebrikker på konsonanterne.





Fang sneboldene ved at dække bogstavet A a a





Fang sneboldene ved at dække bogstavet B b






Fang sneboldene ved at dække bogstavet C c

A collection of white circular snowballs scattered across the page, each containing a letter. The letters are: 'u', 'C', 'F', 'J', 'c', 'U', 'C', 'i', 'C', 'y', 'h', 'l', 'n', 'C', 'ø', 'H', 'i', 'f', 'G', and 'c'. There are also several small white starburst symbols scattered throughout the page.

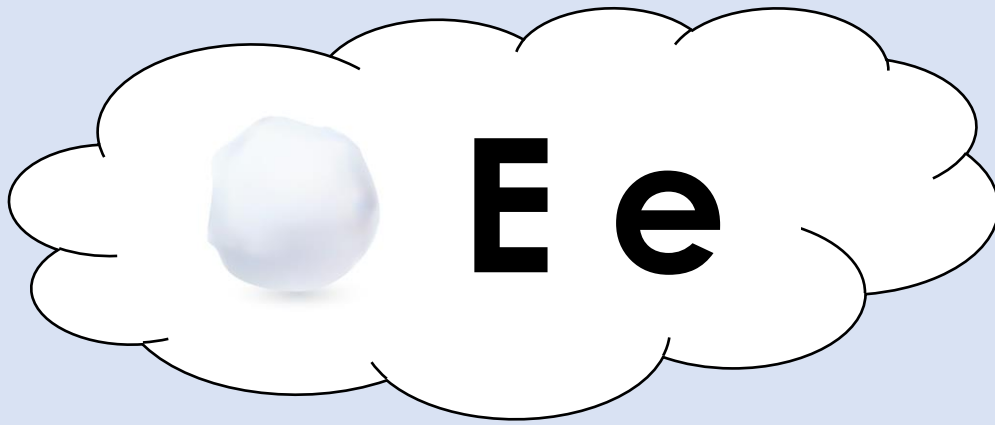




Fang sneboldene ved at dække bogstavet D d


A collection of white circular snowballs scattered across the page. Each snowball contains a letter: 'D', 'd', 'B', or 'b'. The letters are in a simple, black, sans-serif font. There are 18 snowballs in total. The letters are: Row 1: D, d, b; Row 2: b, D, d; Row 3: B, b, b, d; Row 4: d, D, d; Row 5: D, b, b, d; Row 6: d, B, d, D; Row 7: D.





Fang sneboldene ved at dække bogstavet E e







Fang sneboldene ved at dække bogstavet F f






Fang sneboldene ved at dække bogstavet G g g








Fang sneboldene ved at dække bogstavet H h







Fang sneboldene ved at dække bogstavet l i



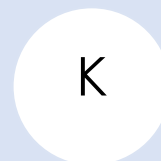
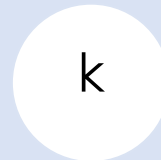

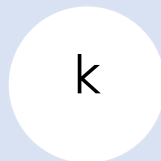




Fang sneboldene ved at dække bogstavet J j







Fang sneboldene ved at dække bogstavet K k






Fang sneboldene ved at dække bogstavet L l l






Fang sneboldene ved at dække bogstavet M m







Fang sneboldene ved at dække bogstavet N n






Fang sneboldene ved at dække bogstavet O o





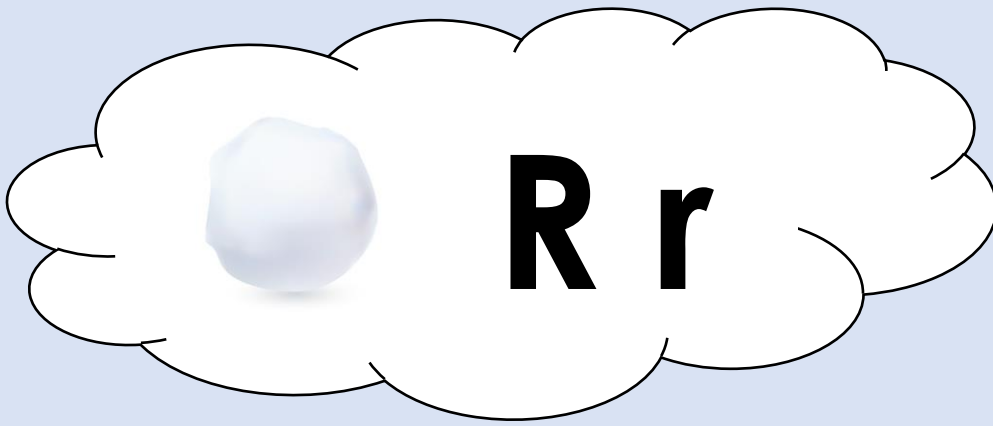
Fang sneboldene ved at dække bogstavet P p






Fang sneboldene ved at dække bogstavet Q q






Fang sneboldene ved at dække bogstavet R r






Fang sneboldene ved at dække bogstavet S s








Fang sneboldene ved at dække bogstavet T t







Fang sneboldene ved at dække bogstavet U u






Fang sneboldene ved at dække bogstavet V v













Fang sneboldene ved at dække bogstavet W w





Fang sneboldene ved at dække bogstavet X x





Fang sneboldene ved at dække bogstavet Y y

g

Y

j

y

v

y

ø

k

e

y

l

v

y

n

t




w

y

J

y

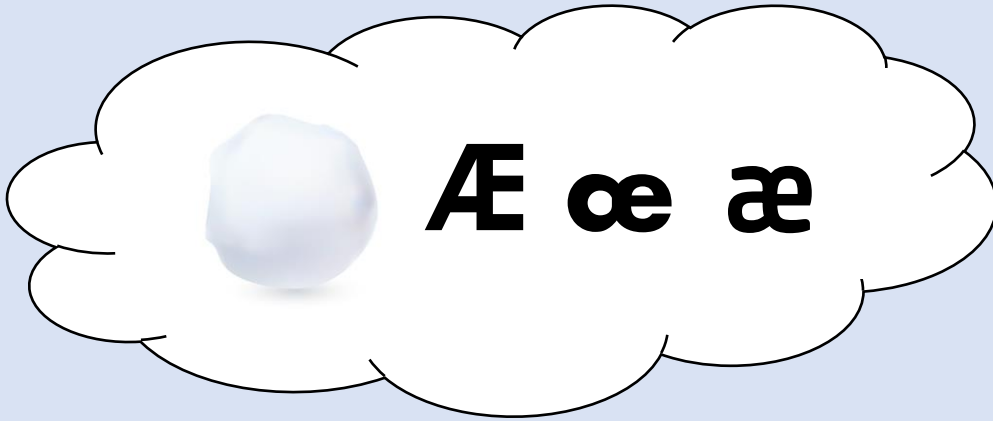
l



Fang sneboldene ved at dække bogstavet Z z

A collection of white circles containing various letters and symbols, intended for a matching activity. The letters include 'S', 'I', 'X', 'Z', 'ø', 'k', 'e', 'S', 'I', 'Z', 'z', 'n', 't', 'L', 'z', 'Z', 'L', 'l', and 'ø'. There are also several white starburst icons scattered among the circles.






Fang sneboldene ved at dække bogstavet Æ æ œ

A collection of white circles containing various letters and symbols, scattered across the page. The letters include: a, l, Æ, æ, ø, k, e, a, Æ, A, œ, n, t, L, a, æ, a, and œ. There are also several small white cross symbols scattered throughout the page.





Fang sneboldene ved at dække bogstavet Å å å

